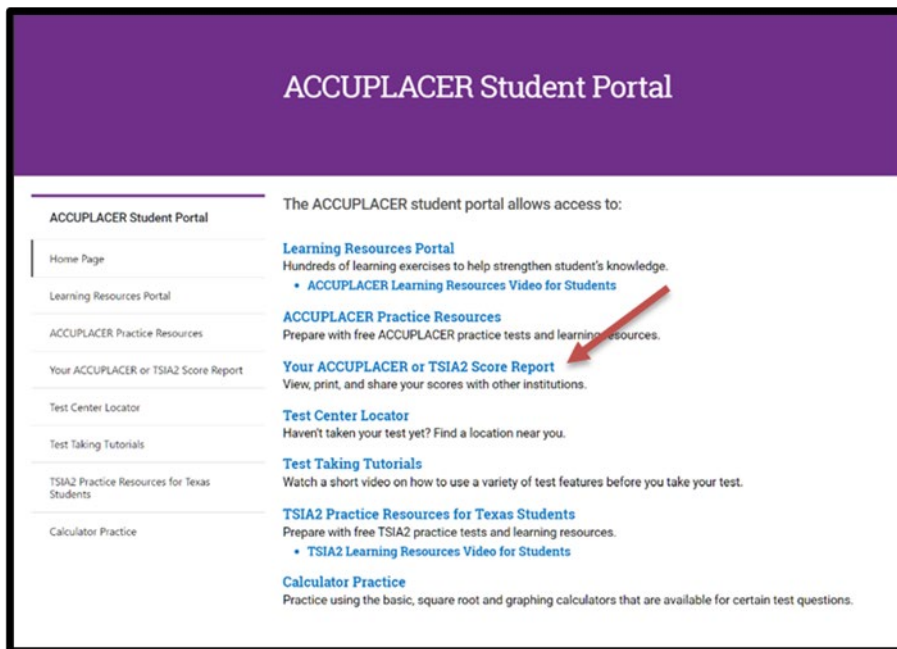


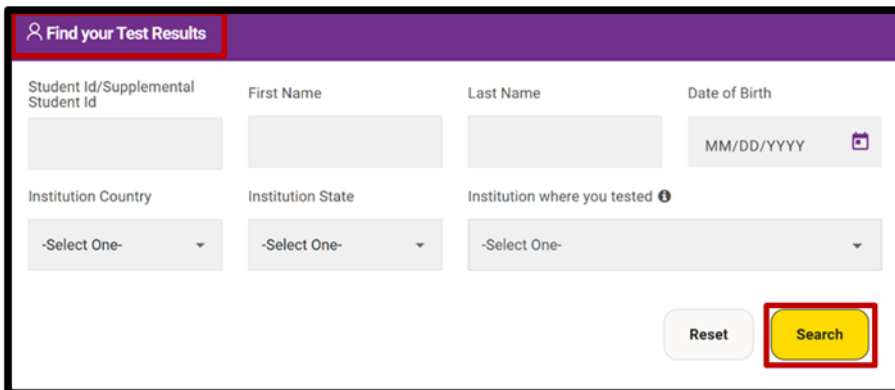
## Steps to Access Your Test Scores from the Student Portal

The ACCUPLACER Student Portal allows you to review your test scores, reprint your Individual Score Report (ISR), and send your scores to other institutions. Note: If you didn't enter an email address when you tested, you won't be able to access your report. Please contact the institution where you tested for your score report.


1. Go to <https://studentportal.accuplacer.org/> to access the ACCUPLACER Student Portal. From the list of options, click "Your ACCUPLACER or TSIA2 Score Report."



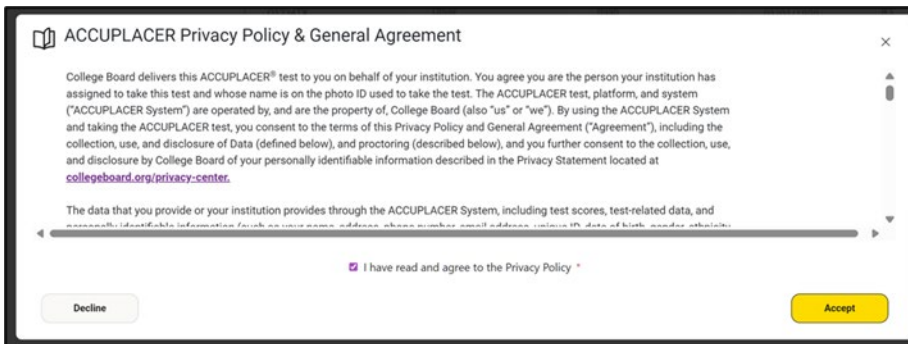
2. On the "Find Your Test Results" screen, enter the same information you did when you took your test, then select the "Search" button. When choosing the institution, you should select the institution linked to your ACCUPLACER test(s). This is the institution responsible for your testing, which may be the test center where you completed your exam or the institution that provided your test voucher. It isn't necessarily the school you currently attend (high school or college).



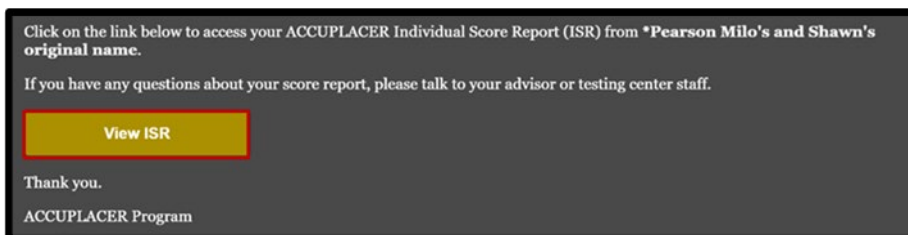
3. You will see a screen confirming that your test results were found. The “Search Result” screen will show you the email address you entered when you tested. Click the “Send Reports” button.



4. Before the email is sent, you will see the ACCUPLACER Privacy Policy & General Agreement. If you agree to the Privacy Policy, check the “I have read and agree to the Privacy Policy” box, then click the “Accept” button. Note: You won’t receive your ISR email without accepting this privacy policy.



5. After you Accept the Privacy Policy, an email with the subject “Your ACCUPLACER Test Results” will be in your inbox. If it isn’t in your inbox, please check your spam folder. In your email, select the “View ISR” button to retrieve your ISR.



6. Before retrieving your ISR, you’ll see the ACCUPLACER Privacy Policy & General Agreement. If you agree to the Privacy Policy, check the “I have read and agree to the Privacy Policy” box, then click the “Accept” button. Note: You won’t be able to access your ISR without accepting this privacy policy. A portion of the specified policy and agreement is displayed and also shows the Accept button located at the bottom right of the screen.

## ACCUPlacer Privacy Policy & General Agreement

College Board delivers this ACCUPlacer® test to you on behalf of your institution. You agree you are the person your institution has assigned to take this test and whose name is on the photo ID used to take the test. The ACCUPlacer test, platform, and system ("ACCUPlacer System") are operated by, and are the property of, College Board (also "us" or "we"). By using the ACCUPlacer System and taking the ACCUPlacer test, you consent to the terms of this Privacy Policy and General Agreement ("Agreement"), including the collection, use, and disclosure of Data (defined below), and proctoring (described below), and you further consent to the collection, use, and disclosure by College Board of your personally identifiable information described in the Privacy Statement located at [collegeboard.org/privacy-center](https://collegeboard.org/privacy-center).

The data that you provide or your institution provides through the ACCUPlacer System, including test scores, test-related data, and personally identifiable information (such as your name, address, phone number, email address, college ID, date of birth, gender, ethnicity, and other information), will be used for the purposes described in the Agreement.

☒ I have read and agree to the Privacy Policy \*

Decline

Accept

- You will see a list of all your tests sessions along with the date and your scores. If you have tested more than once, you will see an entry for each session. To view or print your ISR, select the "View Complete Report" button.

### Score Reports

This is not an official copy of your score report.

#### Student Information

Test Taker  
Student Id: Test1234  
Date of Birth: 07/01/1992  
Institution: Ocean County College

#### Latest Test Result

#### Arithmetic

Scores

Arithmetic : 215

Share Score Report

Exnum: 36697147 Test Completed: 12/08/2020

[View Complete Report](#)

Your ISR will then be visible to save or print. Below is an example.

Student Name: Test Taker  
Student ID: Test1234  
Supplemental Student ID: N/A

#### Individual Score Report

Date of Birth 07-01-1992	Major/Program Name ---Omitted---	Site Name Ocean County College Main Campus
Date of Testing 12-08-2020	Administered By M. P.	Voucher Number PA-1773449 W

Message from the Institution  
Placement into English and Math classes may be changed at the discretion of Faculty

#### Time Record

Test Session Started	Test Session Ended	Total Time
12-08-2020 11:42 AM EST	12-08-2020 11:46 AM EST	00h 04min 30s

#### Individual Test Time on ISR

Test Name	Test Session Started	Test Session Ended	Total Time
Arithmetic	12-08-2020 11:42 AM EST	12-08-2020 11:46 AM EST	00h 04min 30s

#### Test Results

Test Name	CSEM	Score
Arithmetic	9 0057	215

8. To send your scores to other institutions, select the “Share Score Report” button.

**Score Reports**

This is not an official copy of your score report.

**Student Information**

Test Taker  
Student Id: Test1234  
Date of Birth: 07/01/1992  
Institution: Ocean County College

**Latest Test Result**

**Arithmetic**

Scores

Arithmetic : 215

Share Score Report

Exnum: 36697147 Test Completed: 12/08/2020 View Complete Report

9. On the “Share Individual Score Report” window, use the Institutions dropdown menu to choose up to 3 institutions to send your scores, then click the “Submit” button. If you wish to send your scores to additional institutions, complete the process again. Note: Not all institutions accept scores for tests taken at another school; only schools listed in the drop-down menu have agreed to receive scores through the Student Score Share function in the Student Portal.

ACCUPLACER Student Portal

**Score Reports**

This is not an official copy of your score report.

**Share Individual Score Report**

You may select a maximum of three institutions at a time.

\* Institution(s)

Austin Community College -

Follow up with each institution to confirm your scores were received.

Submit

Exnum: 36697147 Test Completed: 12/08/2020 View Complete Report

**Previous Test Results**